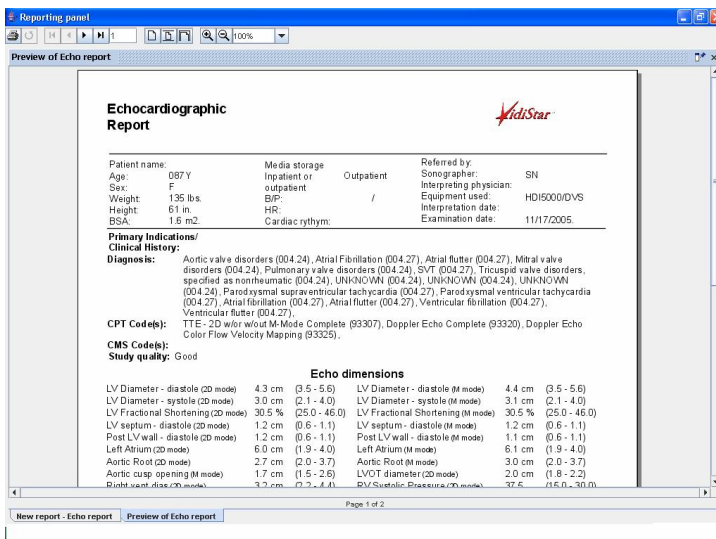
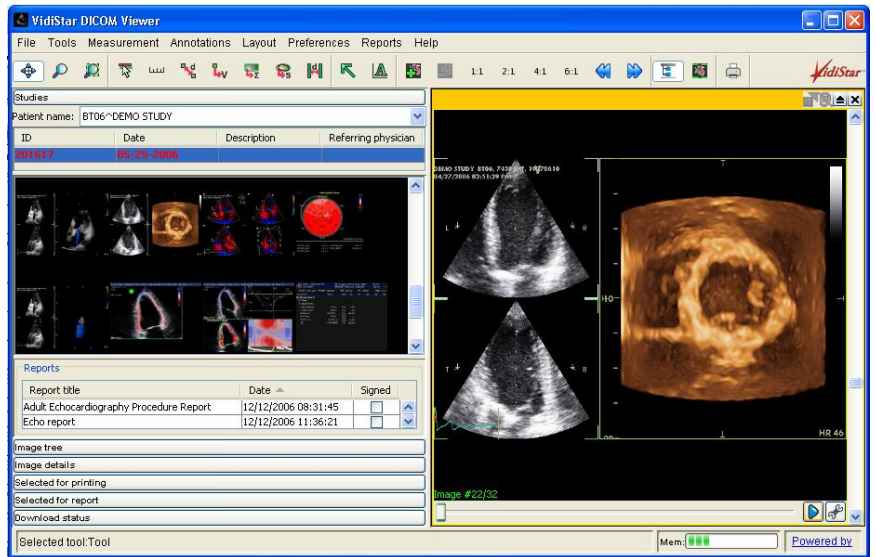


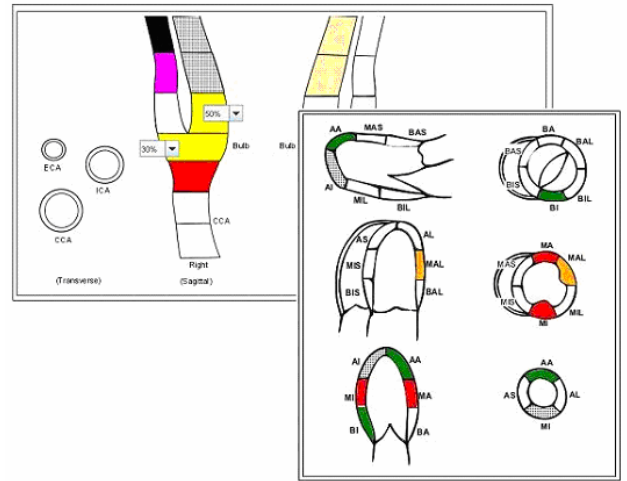
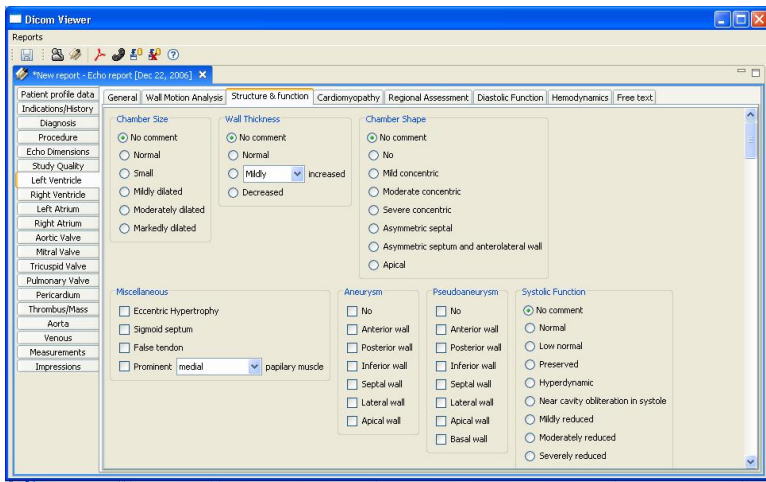


The easiest and most affordable solution on the market for echocardiography reporting!

- Standardized cardiovascular report package conforms to ASE (American Society of Echocardiography) & ICAEL reporting format and guidelines, essential for quality assurance program and accreditation, including:
 - General echo report
 - Stress echo report
 - Cerebrovascular report for carotid
 - Vascular Reports
 - General Reports
- Save time and increase accuracy
- Auto-populate measurements and data from ultrasound studies for timely interpretation
- Requires user log-in and password to operate application
- EMR Report interfacing capabilities with electronic medical records via HL7, DSR or PDF
- Administrative features include user report audits and controlling application privileges



- Provides secure socket layer connections when accessing the software application from the Internet
- Auto and manual calibration tools include measurement, pan/zoom, annotating, error correction, multiple image /video display and more for identifying regions of interest



- Save reports feature
- Synchronize and shuffle stress echo stages and views
- Report dynamic preview
- LAN, WAN, and Internet enabled for online viewing and report creation
- Interfaces with many existing systems such as Philips, GE, SonoSite, Biosound, ATL, and Siemens
- Save or export images/clip as .JPG, AVI, .BMP files
- Telemedicine capabilities for online, remote viewing of studies and to finalize reports
- Easy to use graphical user-interface with point and click navigation
- Provide referring physicians with studies and reports via:
 - VidiStar fax and Autofind function
 - Burn CDs and view studies with a standard PC using VidiStar's stand alone viewer

Contact VidiStar today to
 schedule an online
 demonstration.
sales@vidistar.com

or
 864.979.1767

